

## FROM THE PRINCIPAL

Dear Parents and Community Members,

This report card is issued by the Oregon Department of Education. It provides a detailed picture of what Obsidian Middle School offers to our students.

In 2012-2013, we received an Overall State Rating of Level 4. This means that our students are generally outperforming those at like-schools. It is our priority to help all students stay on track and have earned an Above Average rating in Student Growth.

We've noticed that students learning English and students with disabilities have seen slower growth in reading scores. We're addressing this by focusing on the Common Core State Standards (CCCS), which reinforce literacy across all content areas. We

promise to deliver the excellence you have come to expect from us here at Obsidian.

You can help by monitoring your child's homework, attending parent-teacher conferences or even by volunteering. You can view assignments and grades any time through ParentVUE online at [www.redmond.k12.or.us](http://www.redmond.k12.or.us).

We look forward to partnering with you to make sure all of our students reach their potential!

Thank you,

Principal | Sandra Harris

## SCHOOL PROFILE

Enrollment 2012-13	608
Change from previous year	-8.7%
Students attending 90% or more of enrolled days	85%

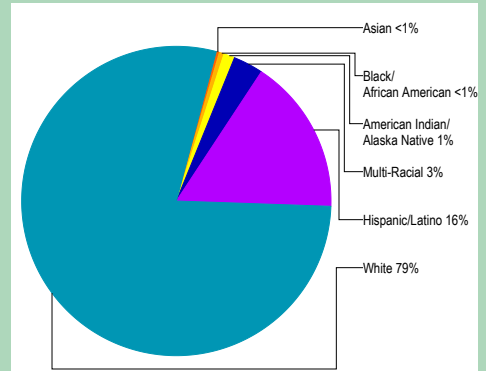
Select Demographics 2012-13	
English Learners	10%
<i>Students who have ever been eligible for or participated in a program to acquire academic English.</i>	

Economically disadvantaged	60%
Students with disabilities	16%

Number of different languages spoken: 5

*Note: a "\*\*" is displayed when the data must be suppressed to protect student confidentiality.*

## STUDENTS

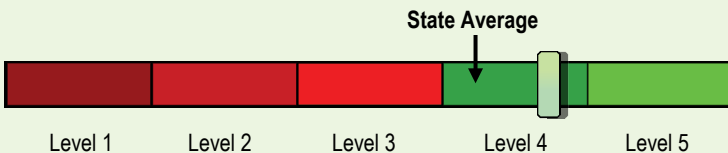


## OVERALL STATE RATING

HOW ARE STUDENTS AT THIS SCHOOL PERFORMING COMPARED TO THOSE AT OTHER SCHOOLS?

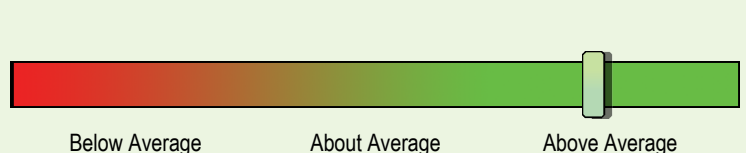
The overall state rating is intended to summarize this school's particular successes and challenges. It is based on a combination of up to five factors. Three of these factors come from standardized test scores in reading and math: student achievement, student growth, and the growth of underserved subgroups. Please be aware that this rating is based mainly on high-stakes testing and accordingly, represents a limited view of student performance. Other aspects of this report card are designed to put this rating in the proper context.

**Compared to all schools statewide in 2012-13, this school is rated as Level 4.**



- Level 1** = Falls into the bottom 5% of schools
- Level 2** = Falls between 5% and 15% of schools
- Level 3** = Falls between 15% and 44% of schools
- Level 4** = Falls between 44% and 90% of schools
- Level 5** = Falls into the top 10% of schools

**Compared to middle schools with similar student demographics in 2012-13, this school's rating is above average.**



- Below average** = Falls into the bottom third of comparison schools
- About average** = Falls into the middle third of comparison schools
- Above average** = Falls into the top third of comparison schools

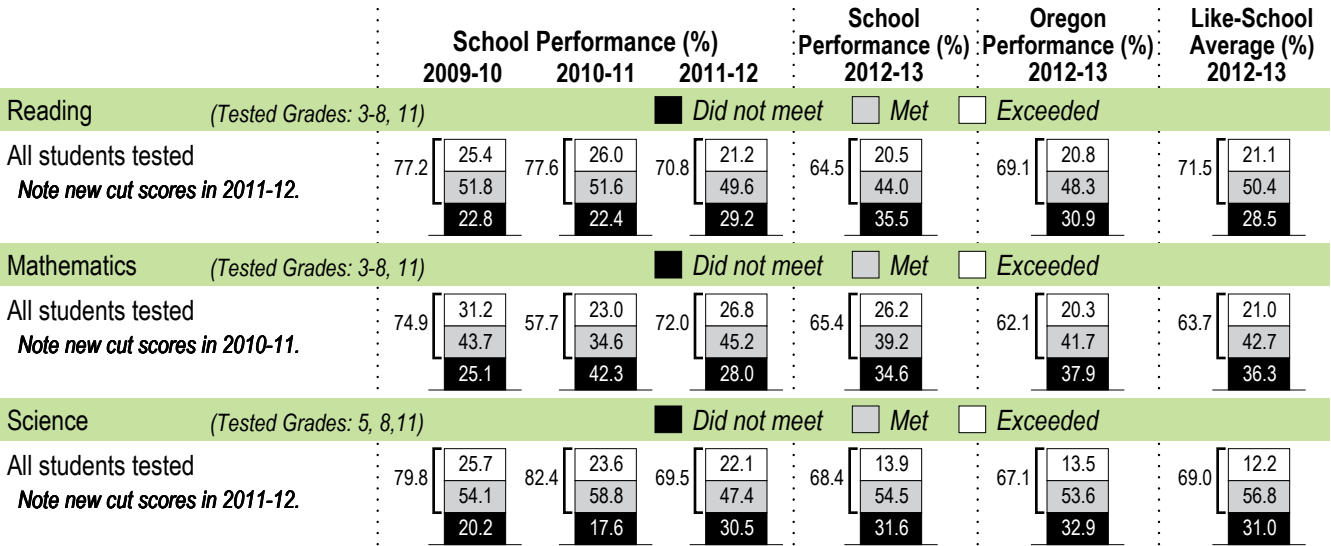
## PROGRESS ARE STUDENTS MAKING ADEQUATE GAINS OVER TIME?

### SCHOOL PERFORMANCE

Students meeting or exceeding state standards on exams

Did at least 95% of the students at this school take required state exams?  Yes  No

Participation rate criteria are in place to ensure schools test as many eligible students as possible



Visit [www.ode.state.or.us/go/data](http://www.ode.state.or.us/go/data) for additional state exam results.

Note: a "\*" is displayed when data are unavailable or to protect student confidentiality.

## OUTCOMES FOR KEY STUDENT GROUPS AT THIS SCHOOL COMPARED TO THE SAME GROUPS STATEWIDE

### STUDENT GROUP OUTCOMES

	School Performance (%)	Oregon Performance (%)	School Compared to OR Average		School Performance (%)	Oregon Performance (%)	School Compared to OR Average		School Performance (%)	Oregon Performance (%)	School Compared to OR Average
<b>All Students</b>				<b>American Indian/Alaska Native</b>				<b>Native Hawaiian/Pacific Islander</b>			
Reading	64.5	69.1	-4.6	Reading	42.9	55.7	-12.8	Reading	*	52.5	*
Mathematics	65.4	62.1	+3.3	Mathematics	42.9	46.2	-3.3	Mathematics	*	51.6	*
Science	68.4	67.1	+1.3	Science	*	54.9	*	Science	*	43.6	*
<b>Economically Disadvantaged</b>				<b>Asian</b>				<b>White</b>			
Reading	54.4	57.5	-3.1	Reading	*	78.4	*	Reading	68.1	75.4	-7.3
Mathematics	55.2	50.0	+5.2	Mathematics	*	80.7	*	Mathematics	68.3	67.1	+1.2
Science	62.0	55.0	+7.0	Science	*	74.1	*	Science	73.8	74.4	-0.6
<b>English Learners</b>				<b>Black/African American</b>				<b>Female</b>			
Reading	33.3	45.3	-12.0	Reading	*	50.2	*	Reading	64.7	72.9	-8.2
Mathematics	42.1	45.2	-3.1	Mathematics	*	40.1	*	Mathematics	66.0	63.3	+2.7
Science	17.6	38.6	-21.0	Science	*	38.8	*	Science	65.2	64.4	+0.8
<b>Students with Disabilities</b>				<b>Hispanic/Latino</b>				<b>Male</b>			
Reading	26.0	31.5	-5.5	Reading	48.2	50.9	-2.7	Reading	64.4	65.5	-1.1
Mathematics	26.3	23.4	+2.9	Mathematics	52.3	46.7	+5.6	Mathematics	64.9	60.9	+4.0
Science	26.7	37.0	-10.3	Science	42.4	45.7	-3.3	Science	71.6	69.6	+2.0
<b>Talented and Gifted</b>				<b>Multi-Racial</b>							
Reading	>95	98.6	*	Reading	68.4	73.2	-4.8				
Mathematics	94.7	98.3	-3.6	Mathematics	68.4	65.1	+3.3				
Science	>95	98.2	*	Science	*	72.7	*				

Note: a "\*" is displayed when data are unavailable or to protect student confidentiality.



## CURRICULUM & LEARNING ENVIRONMENT WHAT IS THIS SCHOOL DOING TO IMPROVE STUDENT LEARNING AND TO PREPARE STUDENTS FOR THE FUTURE?

### SCHOOL READINESS

Positive Behavioral Support Program  
6th Grade transition WEB program led by 8th Grade Mentors.  
Bullying and harassment prevention program

Goal Setting activities to prepare students for State Assessments.  
Students placed on academic teams for personalized learning.

### ACADEMIC SUPPORT

Math and Reading Intervention classes at each grade level.  
Common Core State Standard focus on Literacy in every class.  
ELL program: support based on language proficiency and grade level.  
Special Education Program.  
After School Homework and Intervention Program for all students

### ACADEMIC ENRICHMENT

**WORLD LANGUAGE COURSES**  
Comprehensive Spanish Program  
**SPECIAL PROGRAMS**  
Talented and Gifted (TAG) Program  
Advanced Math courses for every grade

### CAREER & TECHNICAL EDUCATION

Technology courses at every grade level

### EXTRACURRICULAR ACTIVITIES

Interscholastic sports: 7  
Band concerts/festivals: 6

Multiple Community School enrichment opportunities  
Comprehensive Band Program

*Data and information in the Curriculum and Learning Environment section was provided by local schools and districts and was not verified by the Oregon Department of Education.*